

WELCOME TO THE ATLAS FAMILY !

Thank you for your trust. You have chosen the product that best suits your needs, so we hope you enjoy in the perfect choice. The information sheet in front of you is designed to answer any questions you may have about your new piece of furniture from the Atlas family, so please be conscientious in reading it. It consists of important notices, tips and warnings that serve to protect consumers, because it is very important for us to justify the trust of our customers with a transparent relationship policy.

Becoming familiar with the technical characteristics of the product that you have chosen to complete your home, leads to justified expectations of the level of quality that Atlas is proud of. Detailed information in the following sections serves to clearly distinguish between justified and unjustified objections to the expected standard of quality, with which the consumer claims the right to complain.



CONTENT

FIRST IMPRESSIONS	4
GENERAL WARNINGS	5
MATERIAL PROPERTIES	7

FIRST IMPRESSIONS

Now that your chosen piece of furniture has finally arrived, there are some things you should have in mind :


- If you have pets, regardless of certain materials that are more suitable for the homes in which they live, their behaviour should be monitored around your new piece of furniture. Pets can damage the product, and these types of physical damage are not covered by the warranty.
- You should maintain your furniture regularly to avoid unexpected problems and this booklet will provide you with the simplest possible instructions on the following pages.
- If placing a product directly on wood flooring, please provide protection for the wood flooring, since we are not responsible for damage caused to it. The floor must be level, otherwise it should be levelled to avoid creaking, swaying or damage to the flooring.
- The use of the product is guaranteed in normal climatic conditions: 55% to 75% relative humidity and temperatures from 15 to 25°C. If using the product in humid spaces, more frequent ventilation is recommended.

GENERAL WARNINGS

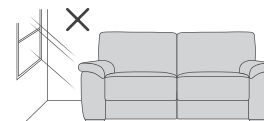


In our many years of experience, we have learned how to take care of our products in the best possible way. In order to keep your furniture looking as good as possible in the years to come, we will share with you our tips and tricks. Please follow the given instructions from assembly to maintenance of the product, because otherwise, the resulting defects are not subject to warranty.

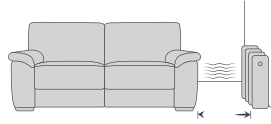
- 1.** Moving the furniture is done exclusively by lifting the base on both sides, not sliding across the floor, so it requires at least two people.



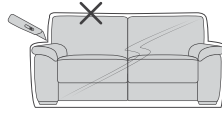
- 2.** Do not expose furniture to direct sunlight.




3. Product must be at least 50 cm away from heat sources (in the case of fireplaces, cookers and stoves, at least 150 cm). The distance can be reduced when protected by a thermal insulator.



4. Do not open the protective packaging with sharp objects.



5. Don't jump on the furniture!
Jumping causes an uneven load which can lead to permanent deformations and breakages.



MATERIAL PROPERTIES



WOOD

Atlas offers products made of the highest quality wood and wood veneer available in a beautiful selection of natural tones. Various finishes are available for a large number of sofa and chair legs, accessories, tables and chests of drawers.

Each piece of furniture created with this material, due to its natural properties, has a beautiful look that is unique in colour, texture, structure and pattern variations. Due to the stated natural characteristics, the stated variations cannot be considered a defect or be the basis for complaints.

HOW TO CARE FOR SOLID WOOD AND VENEER

Gently dusting with a clean microfiber cloth will help preserve the beauty of wood and veneer. It is also recommended to place your furniture away from sources of heat and/or moisture, which can lead to the cracking or bending of the wood/wood veneer during expanding and shrinking caused by changes in temperature.

AVOID EXPOSURE TO DIRECT SUNLIGHT

Keeping your furniture in perfect condition is possible by avoiding exposure to direct sunlight or ultraviolet light, which can cause discoloration or deterioration of the surface. Also, it is very important to place a protective coating between the wood and any object placed on it. This primarily refers to heavy, hot or abrasive objects that can seriously damage the wooden surface.

MINIMISE SCRATCHES

To reduce scratches on wood veneer, avoid moving objects across the surface, as well as writing on paper placed directly on the surface, as ballpoint pen or pencil can leave marks.

ACCIDENTAL SPILLAGE

Clean immediately if something spills, do not allow nail polish remover, hair spray, perfume or strong corrosive solvents to come in contact with wood or veneer and do not use any chemicals, detergents or products containing silicon to clean wood veneer.

Do not use varnishes that contain silicon or products that leave greasy marks and avoid general cleaning agents on wooden surfaces.

MARBLE

Marble is a natural stone with a crystal structure and unique characteristics from colour to transparency. In our products, it is used for table and cabinet tops, with a tendency for its application to be expanded. The veins, delicacy of colours and special brightness of marble make this stone a unique detail in every home, which emphasizes originality and creates a feeling of luxury and elegance.

MAIN CHARACTERISTICS OF MARBLE SLABS :

- Durable and strong material
- Fire and water resistant
- Easy to maintain
- Sensitive to certain chemicals and acids
- Available in a wide range of colours and sizes.

HOW TO CARE FOR MARBLE?

GENERAL RECOMMENDATIONS:

- Do not place anything sticky, hot or ice cold directly on the marble tabletop



- Acids are particularly abrasive and can leave stains on marble, so avoid using acidic cleaners, as well as cutting or serving acidic foods like lemons directly on marble furniture.
- Avoid using strong alkaline cleaning products, which can cause polished marble surfaces to lose their lustre and turn yellow

ITEMS THAT WILL STAIN MARBLE:

- Tannins (found in coffee, tea and wine)
- Beta carotene (found in carrots and other vegetables)
- Calcium and magnesium carbonates (found in hard water)
- Acids or alkalis (vinegar, ammonia, lemon, etc.)
- Fats and oils

CLEANING AND MAINTENANCE:

- Stains and scratches are more easily visible on marble than on other materials, so make sure to wipe the stain as soon as possible.
- To remove old layers of glaze, a very diluted basic and mild cleaner is recommended. Clean the surface with water and wipe with a well-wrung cotton cloth. Never use acids (vinegar, lemon, etc. that corrode stone).
- For a better appearance of surfaces, colour intensity and deep cleaning of marble surfaces, use certified agents for maintaining stone and marble, following the instructions given by the manufacturer.
- For general cleaning, dilute the marble maintenance agent in water and be sure to treat it after cleaning with a well-wrung cotton cloth

METAL

You have enriched your home with our furniture that contains parts made of metal. We would like to familiarise you with the characteristics of this material and how to take care of it.

INOX is an ecological material without harmful effects on humans and the environment and an ideal choice for modern interiors, considering that it combines very well with a whole range of finishes



and materials. Due to its excellent characteristics, this stainless steel is resistant to corrosion and stains, meaning additional layers of protection are not necessary, but it still requires a certain level of maintenance.

PLASTIC COATED METAL is a metal that is coated with plastic paint in the plastification process, i.e. coated with a thin layer of protective plastic in a particular shade (RAL). In addition to the quality of surface protection, such as resistance to wear and corrosion, this material also fulfils the standards for environmental protection because solvents and additives harmful to health and the environment are not used in this process.

HOW TO CARE FOR METAL?

In order to properly maintain and clean metal surfaces, it is important to adhere to the following:

- It is recommended to regularly vacuum or wipe the surface with a soft cotton cloth.
- To remove most traces, which are most often fingerprints, use plain water in which you can add a neutral cleaning agent.
- For traces that are more difficult to remove, a mild window cleaner or a spray made of water and vinegar in an 80/20 ratio and a soft cloth can be used.
- After cleaning, it is recommended to rinse with clean cold water and wipe with a dry cotton cloth.
- Scraping with metal objects, steel wool, etc. is **STRICTLY FORBIDDEN**, as well as the use of products containing: hydrochloric acid, bleaches, silver cleaners and abrasives.

LEATHER

Beautiful and attractive appearance, perfect feel, gentle to the touch. The right choice for connoisseurs of good quality.

HOW TO CARE FOR LEATHER?

GENERAL RECOMMENDATIONS:

- Avoid exposing the leather to direct sunlight and keep it away from heat sources. This includes avoiding drying the leather after cleaning, either in the sun or using a hair dryer.



- Wipe the dust regularly using a clean, dry and soft white cotton cloth.
- Avoid wetting aniline and nubuck leathers, because, due to the natural properties of these leathers, traces of water may remain visible even after drying. If this happens, allow the skin to dry naturally.

STAIN REMOVAL :

- To remove dry stains, carefully remove them by hand or with an extremely soft brush .
- To remove liquid stains, clean the surface carefully by dabbing with a paper towel. Do not apply too much pressure as this may push the stain into the pores of the skin, which will prevent it from being removed later.
- Clean with light circular motions starting from the outer edges of the stain inwards. RUBBING IS NOT RECOMMENDED.
- Use a slightly damp cotton cloth or cotton wool for cleaning. THE USE OF MICROFIBRE CLOTHS IS STRICTLY PROHIBITED.
- Dried stains can be cleaned with a cloth dampened in water with a few drops of milk, and after cleaning, lightly dry the wet part by dabbing with a flannel cloth.
- Do not clean hard stains with soluble agents that can damage the leather. Over time, small stains will even out.
- Never use aggressive cleaning agents, turpentine, shoe polish or steam to remove stains. Only mild products can be used such as neutral soap or certain cleansing milks.
- It is recommended to use products that are certified for cleaning leather. In our salons you can find cleaning products from Italian manufacturers under their or our cleaning brand according to leather type. Please strictly adhere to the enclosed instructions for use when using the products.

LEATHER PROTECTION AND STRENGTHENING:

- In order for your leather furniture to last as long as possible, it should be refreshed and protected with adequate products every 10-12 weeks. Caring for leather is necessary in order to restore oils lost over time through use or cleaning.
- It is recommended to use products that are certified for the care and protection of leather. In our salons you can find care and protection products from Italian manufacturers under their or our brand according to leather type. Please strictly adhere to the enclosed instructions for use when using the products
- In addition to certified products, pigmented leather can be coated with a damp cloth with a few drops of milk after one year of use, while the same is not recommended for aniline and nubuck leather. That is why certified products are the best choice.

