

WELCOME TO THE ATLAS FAMILY !

Thank you for your trust. You have chosen the product that best suits your needs, so we hope you enjoy in the perfect choice. The information sheet in front of you is designed to answer any questions you may have about your new piece of furniture from the Atlas family, so please be conscientious in reading it. It consists of important notices, tips and warnings that serve to protect consumers, because it is very important for us to justify the trust of our customers with a transparent relationship policy.

Becoming familiar with the technical characteristics of the product that you have chosen to complete your home, leads to justified expectations of the level of quality that Atlas is proud of. Detailed information in the following sections serves to clearly distinguish between justified and unjustified objections to the expected standard of quality, with which the consumer claims the right to complain.



CONTENT

WHY ATLAS	4
FIRST IMPRESSIONS	6
GENERAL WARNINGS	7
MATERIAL PROPERTIES	9
MECHANISMS - OPERATING INSTRUCTIONS	19

WHY ATLAS ?

QUALITY SUPPORT

Atlas has built a reputation on making supportive, comfortable and durable sofas thanks to strong wooden frames, the best motorised relax and sofa bed mechanisms, and high-quality memory foam and feather overlay available for some models.

CONSTRUCTION

High-quality wood construction made of solid beech wood provide reliable support and maintain the same look over the years. Together with improved seating systems, this long-lasting construction provides the outstanding comfort for which the sofas are famous. A part of the collection comprises sofa beds with a construction that uses the best mechanisms developed inhouse and mechanisms of respected Italian producers with 12 to 18 cm thick mattresses made from highly elastic or memory foam.

COMFORT

Highly elastic HR foam is an integral part of every seating set and is often combined with other top-quality foams of different densities in order to achieve the right level of comfort and support. Our collection also includes some models with a layer of the finest feather filling that gives the sofas a casual look and provides a feeling of exceptional softness. In order to achieve the same level of comfort in selected sofas whose design requires an unchanged form, this surface layer is sometimes supplemented with memory foam cubes of high resistance and quality.

HANDMADE

Each product has been carefully shaped with the skilful hands of our craftsmen. They turn ideas into reality and pay attention on every detail, because the details make a difference. Atlas has built its reputation on getting the details right, from durable wooden frames to double-stitched seams through using handcrafted methods, as well as innovative ones.

MODULAR DESIGN

For years, the in-house design team, together with Italian and French outsourced experts, has been creating innovative and beautiful furniture. The dedication and loyalty that our designers put into every product has resulted in the development of a new category - modular sofas that reflect luxury through quality, comfort and elegance. Unlike traditional ones, modular sofas have been designed in order to provide a great space for customisation and flexibility. This type of sofa offers an endless number of configurations, so it can be combined for a formal setting, cozy corner sofa or even a bed.

LUXURY MATERIALS

Atlas offers a choice of the finest Italian leathers and premium fabrics.

THE FINEST ITALIAN LEATHER

Leather is a fine material that that distinguishes the products through tactile pleasure, exclusive comfort and constant temperature due to its natural characteristics. The highest quality leathers are sourced exclusively from leading Italian tanneries known for their traditions. They make collections of more than 12 types of leathers in over 70 different colours, which are continuously renewed and updated.

THE BEST FABRICS

A beautiful collection of more than 50 fabrics in over 500 different colours, which are continuously renewed and updated, is available for each Atlas sofa, bed, and even chair. Every fabric design has been carefully selected and sourced from well-known European factories, where they are rigorously tested. Some belong to a special collection of flame retardant fabrics, but there is a number of those that are licensed as water repellent, easily cleanable and pet friendly.



FIRST IMPRESSIONS

Now that your chosen piece of furniture has finally arrived, there are some things you should have in mind :

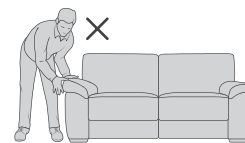
- Our products are very carefully packaged to ensure that they reach your home in the best possible condition. However, noticeable creases can possibly occur during transport, but don't worry. First the folds need to be straightened by hand as much as possible, while the remaining creases will naturally return to their normal shape within a few weeks.
- Pillows on your new sofa, armchair and similar products may be firmer than those of the exhibited pieces of furniture in the salon, but please be aware that the sponges and foams used in their filling will soften with use. It is advisable, both in the beginning and in later use, to use all the seats equally so that all the seat cushions soften evenly.
- If you have pets, regardless of certain materials that are more suitable for the homes in which they live, their behaviour should be monitored around your new piece of furniture. Pets can damage the product, and these types of physical damage are not covered by the warranty.
- Certain materials can give the impression of colour deviation under different angles of light. This phenomenon is a characteristic of the selected material and therefore does not meet the criteria for consumer complaint.
- You should maintain your furniture regularly to avoid unexpected problems and this booklet will provide you with the simplest possible instructions on the following pages.
- If placing a sofa directly on wood flooring, please provide protection for the wood flooring, since we are not responsible for damage caused to it. The floor must be level, otherwise it should be levelled to avoid creaking, swaying or damage to the flooring.
- The use of the product is guaranteed in normal climatic conditions: 55% to 75% relative humidity and temperatures from 15 to 25°C. If using the product in humid spaces, more frequent ventilation is recommended.

GENERAL WARNINGS

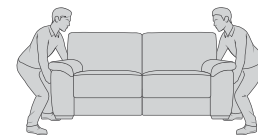


In our many years of experience, we have learned how to take care of our products in the best possible way. In order to keep your furniture looking as good as possible in the years to come, we will share with you our tips and tricks. Please follow the given instructions from assembly to maintenance of the product, because otherwise, the resulting defects are not subject to warranty.

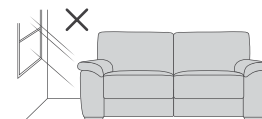
1. Do not lift or move elements by pulling the cushions.



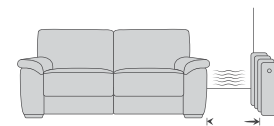
2. Moving the furniture is done exclusively by lifting the base on both sides, not sliding across the floor, so it requires at least two people.



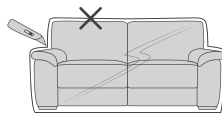
3. Do not expose furniture to direct sunlight.



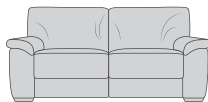
4. Upholstered furniture must be at least 50 cm away from heat sources (in the case of fireplaces, cookers and stoves, at least 150 cm). The distance can be reduced when protected by a thermal insulator.




5. Do not open the protective packaging with sharp objects.



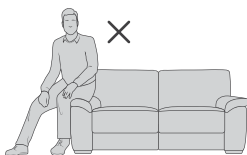
6. Creases are a consequence of the settling of the filling, the elasticity of the material and the characteristics of the leather. As such, they cannot be considered a defect.



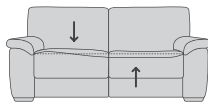
7. After use, the upholstery should be straightened out. Regular maintenance and shaping according to the instructions in the following section is recommended at least once a week.




8. Armrests are not designed for sitting, please do not sit on them.



9. It is recommended that all seat cushions be used equally to avoid continuous pressure in one place, especially on the edges of the cushion which may lead to deformities that are not covered by the warranty.



10. Don't jump on the furniture! Jumping causes an uneven load which can lead to permanent deformations and breakages.



MATERIAL PROPERTIES



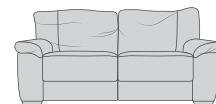
FEATHERS AND HIGHLY ELASTIC FOAM

Feathers in seating furniture are an unquestionable choice for lovers of comfort, nature and ecology. Good feather seat and back cushions provide great support for the body.

Shape deformation during use is proof of the presence of this natural material in the cushions, whose original shape can be partially restored by regular fluffing. Feather-filled sofas require weekly fixing and shaping in order to maintain optimal appearance. This occurrence is also present in products that do not have feathers, but only highly elastic foams in their composition, though it is somewhat less pronounced. Due to the stated properties of the material, the mentioned occurrence cannot be considered a defect or provide the basis for returns. However, with careful handling and regular shaping (on a weekly basis), the sofa can maintain its original appearance for a long time.

HOW TO SHAPE AND MAINTAIN YOUR NEW SOFA ?


1. Creasing as a consequence of sitting and characteristic of the material before shaping



2. Hit the pillows with both hands while smoothing the pillow from the inside to the outside




3. Hit the pillows with one hand, holding the back of the pillow with the other



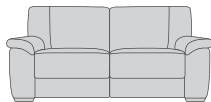
4. Pull the edge of the pillow with one hand while hitting it with the other



5. After the seat and back cushions, fix the armrests by hitting them, smoothing material from the inside to the outside

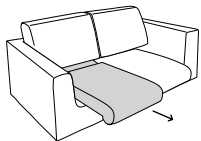


6. Your set should largely regain its original shape after shaping has been done correctly



IF THERE IS THE OPTION OF REMOVING THE COVERS ON THE CUSHIONS OF THE PRODUCT YOU BOUGHT, THEY CAN BE FLUFFED AS FOLLOWS :

1. Detach the cushion from the sofa



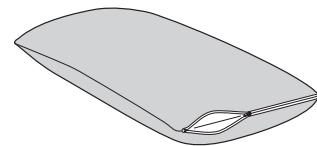
2. Unzip the zipper and remove the cushion



3. Fluff the pillow by hitting it with your hands until it regains the correct shape



4. After fluffing, place the cover back over the pillow, fasten the zipper and place it back on the sofa



LEATHER

Beautiful and attractive appearance, perfect feel, gentle to the touch. The right choice for connoisseurs of good quality.

PIGMENTED LEATHER (Aries, Pegasus) is coated with a colour pigment on the surface before embossing the pattern, which gives the product a less natural look and covers most of the flaws. Therefore, the raw material itself can have more natural flaws than aniline leathers, for which the raw material is more carefully selected. However, through careful production and selection of the raw material, it can retain its naturalness and be soft to the touch. This item is more durable in regular use.

ADVANTAGES :

- Uniform colour
- Highly resistant to light
- Good coverage of flaws
- Lower in price
- Easier for maintenance



Nubuck (Congo, Byron) and leathers Olly, Graffiti and Stain undergo a specific hand-treated process which reason these products are in great demand, although they have a number of flaws characterised by the leather as a natural material. The advantages and natural characteristics are similar to those of aniline leathers, although the raw material and the method of processing are different.

Aniline leather (Nappa Seta, Sauvage, Montreal) is a product that is very delicate and appreciated. The naturalness of this leather can be compared to a woollen sweater, which means that it is necessary to use it with care. Its added value lies in the fact that natural herbal tanning agents were used in the production process. Due to the very small amount of colour applied to the surface, the leather has a natural feel and softness and retains the natural properties of the leather - traces of scars from insect bites and scratches, slight cracks and stretch marks where the skin was more exposed to pressure confirm the naturalness of the material. As a typical natural sign of the growth and development of the animal, it cannot be considered a defect, but proof of value, which makes each leather sofa unique.

ADVANTAGES :

- Naturalness
- Good and soft feel
- High quality of raw material, carefully selected

NATURAL CHARACTERISTICS :

- Natural flaws clearly visible
- Higher price
- Harder to maintain
- Lower resistance to light
- Non-uniform pattern

YOU CHOSE LEATHER AND THEREFORE A PART OF NATURE IN YOUR HOME !

Leather is a natural product, meaning certain properties are normal and cannot be the basis for returns.



Vein marks



Healed scars



Open scars



Insect bites



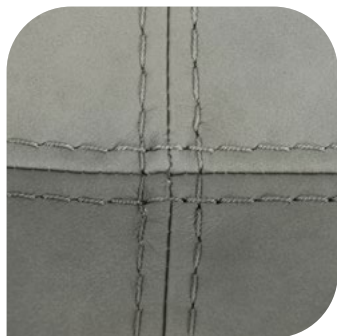
Wrinkles



Difference in structure



Branding marks



Razlika u boji

HOW TO CARE FOR YOUR LEATHER SOFA ?

GENERAL RECOMMENDATIONS :

- Avoid exposing the leather to direct sunlight and keep it away from heat sources. This includes avoiding drying the leather after cleaning, either in the sun or using a hair dryer.
- Wipe the dust regularly using a clean, dry and soft white cotton cloth
- Avoid wetting aniline and nubuck leathers, because, due to the natural properties of these leathers, traces of water may remain visible even after drying. If this happens, allow the skin to dry naturally.

STAIN REMOVAL :

- To remove dry stains, carefully remove them by hand or with an extremely soft brush
- To remove liquid stains, clean the surface carefully by dabbing with a paper towel. Do not apply too much pressure as this may push the stain into the pores of the skin, which will prevent it from being removed later.
- Clean with light circular motions starting from the outer edges of the stain inwards. RUBBING IS NOT RECOMMENDED
- Use a slightly damp cotton cloth or cotton wool for cleaning. THE USE OF MICROFIBRE CLOTHS IS STRICTLY PROHIBITED
- Dried stains can be cleaned with a cloth dampened in water with a few drops of milk, and after cleaning, lightly dry the wet part by dabbing with a flannel cloth.
- Do not clean hard stains with soluble agents that can damage the leather. Over time, small stains will even out.
- Never use aggressive cleaning agents, turpentine, shoe polish or steam to remove stains. Only mild products can be used such as neutral soap or certain cleansing milks.
- It is recommended to use products that are certified for cleaning leather. In our salons you can find cleaning products from Italian manufacturers under their or our cleaning brand according to leather type. Please strictly adhere to the enclosed instructions for use when using the products

LEATHER PROTECTION AND STRENGTHENING :

- In order for your leather furniture to last as long as possible, it should be refreshed and protected with adequate products every 10-12 weeks. Caring for leather is necessary in order to restore oils lost over time through use or cleaning.
- It is recommended to use products that are certified for the care and protection of leather. In our salons you can find care and protection products from Italian manufacturers under their or our brand according to leather type. Please strictly adhere to the enclosed instructions for use when using the products
- In addition to certified products, pigmented leather can be coated with a damp cloth with a few drops of milk after one year of use, while the same is not recommended for aniline and nubuck leather. That is why certified products are the best choice.

FABRIC

We offer the best fabrics that have passed many quality tests, such as the Martindale test and many others. Also, certain fabrics have certificates that allow for slightly different treatment than others, such as water-repellent fabrics, fireproof, quick clean or pet friendly fabrics. You can find out more about the specifics of each on our website.

HOW TO CARE FOR FABRIC PRODUCTS :

GENERAL RECOMMENDATIONS :

- Hoover regularly with the upholstery attachment on low power.
- Clean up spills and stains as soon as possible because stains are harder to remove the longer they remain untended to (neglected, ignored)
- Protect the fabric from direct sunlight and keep it away from heat sources, as this can lead to discoloration and cause the fibres to become brittle and weak, which can result in possible holes in the fabric.
- Prevent Velcro and sharp objects such as rings, buckles, wedges, buttons and claws of pets from coming into contact



with your furniture as they may cause the fabric to pull or tear.

- Colour can be transferred from some clothes, such as denim and coloured woven fabrics, to the fabric of your upholstered furniture, so please keep that in mind.
- Fabric pilling can sometimes occur as the result of normal daily use, and cannot be considered a defect. This is a characteristic of fabrics that contain natural materials in their composition, which does not affect durability. Pills can be removed with appliances provided for this purpose available in most large department stores.
- Professional dry cleaning is recommended not more often than six months, only in shops certified for that service.

STAIN REMOVAL :

- Always refer to the Fabric Maintenance Label for the material you have before cleaning and please adhere to it carefully. The labels are represented by symbols whose meaning is explained in the guide on our website.



- To remove liquid stains, wipe the surface carefully by dabbing with a paper towel or white cotton cloth. Do not apply too much pressure as this may push the stain deeper, which will make it difficult to remove it later. Then remove the stain.
- If the stain cannot be removed with water, use only mild, colourless soaps, which you can remove with a water-soaked cloth.
- Remove the remaining water well with a dry cloth, and then using warm air from a hair dryer at a distance of at least 30 cm from the fabric. Direct warm air from the outer edges of the stain inwards.

WOOD

Atlas offers products made of the highest quality wood and wood veneer available in a beautiful selection of natural tones. Various finishes are available for a large number of sofa and chair legs, accessories, tables and chests of drawers.



Each piece of furniture created with this material, due to its natural properties, has a beautiful look that is unique in colour, texture, structure and pattern variations. Due to the stated natural characteristics, the stated variations cannot be considered a defect or be the basis for complaints.

HOW TO CARE FOR SOLID WOOD AND VENEER

Gently dusting with a clean microfiber cloth will help preserve the beauty of wood and veneer. It is also recommended to place your furniture away from sources of heat and/or moisture, which can lead to the cracking or bending of the wood/wood veneer during expanding and shrinking caused by changes in temperature.

AVOID EXPOSURE TO DIRECT SUNLIGHT

Keeping your furniture in perfect condition is possible by avoiding exposure to direct sunlight or ultraviolet light, which can cause discoloration or deterioration of the surface. Also, it is very important to place a protective coating between the wood and any object placed on it. This primarily refers to heavy, hot or abrasive objects that can seriously damage the wooden surface.

MINIMISE SCRATCHES

To reduce scratches on wood veneer, avoid moving objects across the surface, as well as writing on paper placed directly on the surface, as ballpoint pen or pencil can leave marks.

ACCIDENTAL SPILLAGE

Clean immediately if something spills, do not allow nail polish remover, hair spray, perfume or strong corrosive solvents to come in contact with wood or veneer and do not use any chemicals, detergents or products containing silicon to clean wood veneer.

Do not use varnishes that contain silicon or products that leave greasy marks and avoid general cleaning agents on wooden surfaces.

MECHANISMS OPERATING INSTRUCTIONS




SOFA BEDS

We offer extremely comfortable pull-out sofa beds that we recommend for occasional (approximately 100 nights a year) sleep. Lift mechanisms on the other hand are recommended for everyday sleep.

OPERATING INSTRUCTIONS :

1. Use the central pull-out handle, located behind the backrest cushion, to start the pull-out system.
2. Pull the handle towards you until you take hold of the bar of the mechanism
3. Pull the bar towards the ground to firmly position the metal frame with the mattress on its base.
4. To close the sofa bed, remove the bedding and repeat the operation above in reverse order.

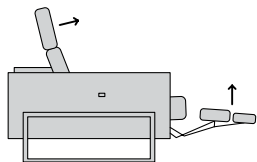


ADDITIONAL WARNINGS :

- Do not allow children to play with the mechanism
- Avoid sitting on the edge of the bed frame

CHAIRS AND SOFAS WITH AN ELECTRICALLY OPERATED MECHANISM

Sofas and armchairs with an electrically operated mechanism offer the possibility of changing the inclination of the back and seat as well as raising the footrest to the position of your choice.



OPERATING INSTRUCTIONS :

- A damp cloth is sufficient for cleaning, cleaning agents are not recommended
- Do not allow children to play with the mechanism
- The mechanism can be applied only when the person is sitting correctly
- Do not touch mechanical parts
- Do not use this functionality continuously to avoid activating the security lock
- Fluctuations in electrical voltage can cause the electric motor to stop working. In this case, unplug the power cord, wait a few minutes, and then plug it in again.
- Switch off the power cord before touching the mechanism during cleaning or other activities.

CLICK CLACK MECHANISMS

If you bought one of our models with adjustable headrests and armrests, here are some tips on how to best use this feature.

Simply raise the headrest to adjust. To return to a lower position, gently pull the headrest up to unlock the mechanism and return it to the lowest position, then gently raise it again to the desired height.

